Skill builder: **Parts of the face**
Construtor de habilidades: partes do rosto

Draw each part of the face in the empty rectangles.

Desenhe cada parte do rosto nos retângulos vazios.

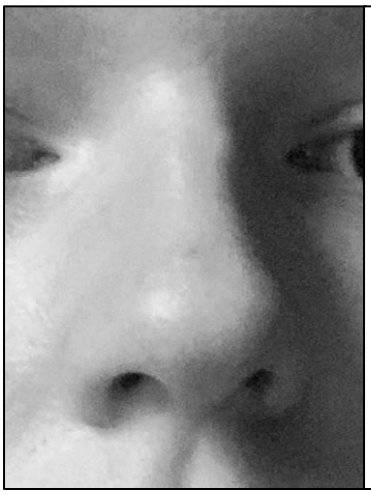

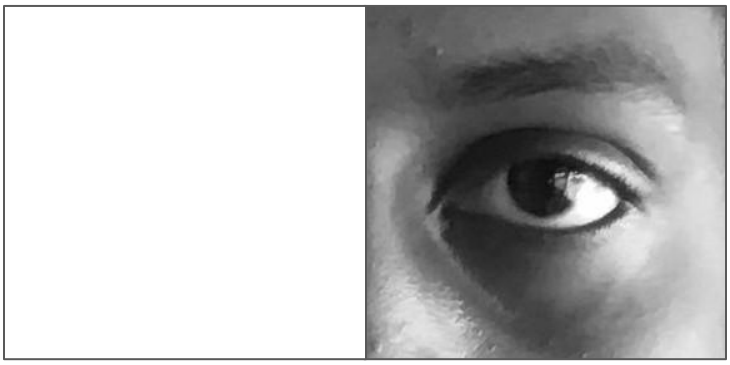

Start by **outlining** the major parts **very lightly**. Use a light grid, if you like.
Comece delineando as partes principais levemente. Use uma grade de luz, se desejar.

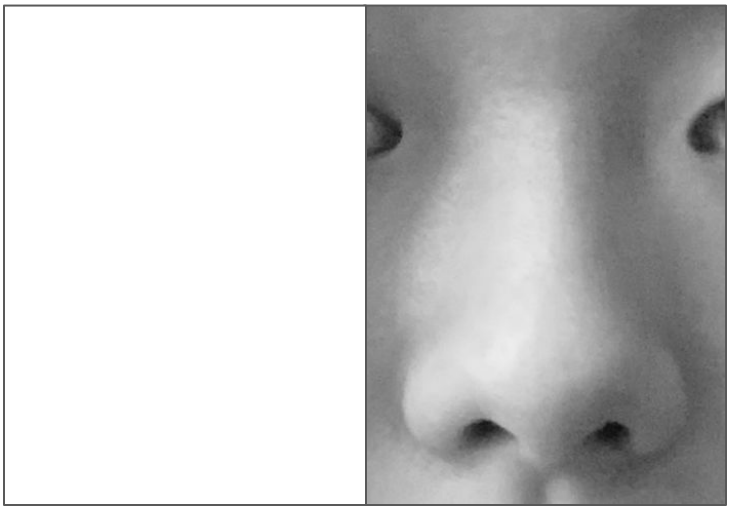

When your drawing is finished, there should **not be any outlines**. Remember that photographs capture the world by recording patterns and shapes of light and dark.

Quando o desenho estiver concluído, não deverá haver contornos. Lembre-se de que as fotografias capturam o mundo registrando padrões e formas de claro e escuro.

Build up the darkness in **several layers** in order to make things black enough. Use your blender at **the very end**. If possible, do all of the smoothing carefully with your pencil.

Aumente a escuridão em várias camadas para deixar as coisas pretas o suficiente. Use o liquidificador bem no final. Se possível, faça todo o alisamento cuidadosamente com o lápis.